

Custom Tie-Off Strap Worksheet

Customer Information:

Company Name: _____
 Address: _____
 City: _____ P.O. _____
 State: _____ Zip: _____
 Ship To Name: _____
 Address: _____
 City: _____

Contact Information:

Office Phone: _____ Fax: _____
 Cell Phone: _____ e-mail: _____
 Contact Person: _____

Domestic Shipping Included.

UPS Ground to Continental USA.
 or, specify Will Call at SAS factory
 Monroe, WA. yes will call.

Export Shipping Cost: _____
 To: HI AK Canada

Design/Ordering Instructions:

- 1) Complete a worksheet for each separate design. Multiples of the same design, enter Units Required.
- 2) Complete customer information section and forward to SAS - by E-mail or Fax.
- 3) The unit price will be sent to you by Fax/e-mail.
- 4) Sign the "Authorized By", enter date, and re-send. Allow 5-10 days before shipping.

Tie-Off Design Specifications:

No. of Units Required: _____

Finished 24" 36"
 Service Length 48" 60" 72"
 Custom _____ Ft.

SAS Completes this section:

Quote by: _____ date: _____

Quote No. DMY _____ + Acct.No. _____

No. Units: _____ Unit Price: _____

Includes UPS shipping. May be will-called at SAS Factory.

Billing Codes:

Webbing Fee: 6033 Length _____ " +18" = _____

Assembly Fee: 6034 _____

Specify Part No. A-end _____ B-end _____
 or Loop end/s.

Customer: Sign and return to SAS after confirming unit price.


Authorized by: _____ date _____

Service Length: Is measured from the "A"-end connector I.D. to the "B"-end connector I.D. When Loop ends are specified, the service length will allow for a Carabiner connector.


Webbing Fee: Have 18" added for box stitch overlaps.

Custom Lengths: Must be specified in even foot lengths.

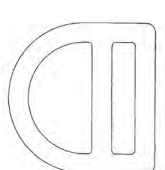
Labels: 1 primary specification label and 1 inspection label. English/Spanish/French, on the "A"-end of the lanyard.




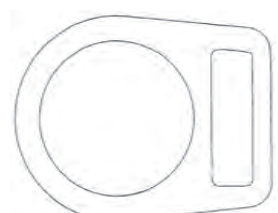
"A" end Connector or Loop end

"A" end Select one  Loop "B" end Select one

Service Length Includes Connector "A"-end I.D. To "B"-end I.D.

Labels: Primary Inspection  Small D-Ring 5007
Note: Fits through Flat and large D-Rings.

 Flat D-Ring 5012

 Large D-Ring 5004

"B" end Connector or Loop end