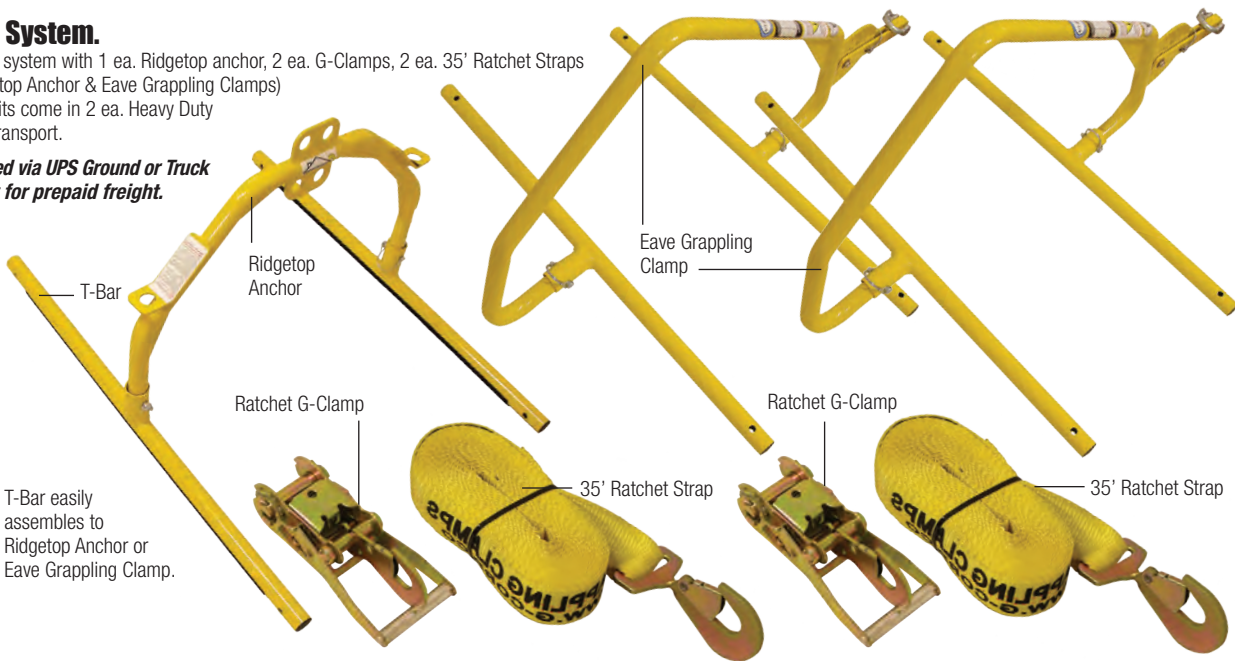


Anchors • G-Clamp

No. 8501 G-Clamp System.

Complete Grappling Clamp system with 1 ea. Ridgetop anchor, 2 ea. G-Clamps, 2 ea. 35' Ratchet Straps and 6 ea. T-Bars (for Ridgetop Anchor & Eave Grappling Clamps) and instruction manual. Units come in 2 ea. Heavy Duty black carry bags for easy transport.

1-4 units freight is charged via UPS Ground or Truck Freight. 5+ units qualify for prepaid freight.




T-Bar easily assembles to Ridgetop Anchor or Eave Grappling Clamp.

G-Clamp System Accessories

No. 8505 Saddle Style Ridge Anchor

1 ea. Hinged Saddle Anchor Heavy Duty. Can be used on metal, tile, slate, wood and asphalt shingle roofs. Use in conjunction with the #8503 Riser Blocks to lift the anchor above any roofing clearance issues.


Pkg, Wt. 25 lb



No. 8503 Riser Blocks

Set of 8 ea. Riser Blocks to lift the Grappling Clamps and Ridge or Saddle Anchor above any necessary roofing surface. Can be used for numerous applications including tile, metal, slate, wood and asphalt shingles.

Pkg, Wt. 16 lb



No. 8504 60' Ratchet Straps

Set of 2 ea. 60' Ratchet Straps. Use for larger roofs where 35' is just not long enough.

Pkg, Wt. 16 lb



No. 8502 Rafter Clamps

Set of 4 ea. Rafter Clamp "vise-grips". Designed to hold the G-Clamp in place for a hands free set up. The Rafter Clamps attach to the rafter tail.

Pkg, Wt. 10 lb

