


# Anchor Model Types

3-Way




## D-Plate Anchors

Loop Top




Hoisting/Lifting




## Metal Roof Panel Anchors

Standing Seam



High Profile



## Wood Framing

Cross-Brace



## Special Application Anchors

Steel Web Truss



Vault



Sub-Surface



Wood Purlin



Parapet Wall

