


# Anchor Installation Examples

Typical anchor installations most commonly specified.


## Wood Substrate

Screw Attached




## Type-B Metal Decking

Screw Attached




Bolt-Thru w/Backer Plate



Backer Plate

## Structural Steel Support

Bolt-Thru




Threaded Rod  
w/Backer Plate



Backer Plate

Steel Purlin over  
I-Beam w/Backer Plate

Purlin



Backer Plate


## Field Welded

Structural Steel Weld



## CMU Block

Bolt-Thru w/Backer Plate



Backer Plate