

3.0"od. Sloped/Ridge Anchors

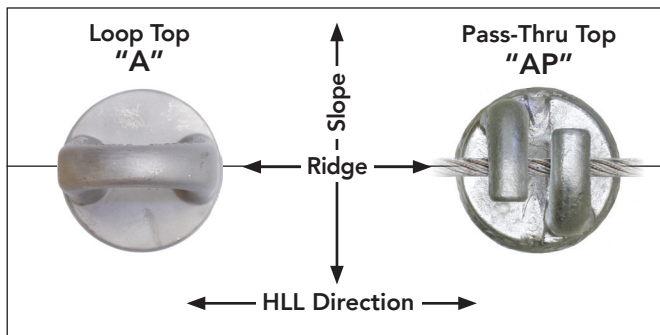
Ridge Mounted Anchors

Part No.	Part Name	Top Fixture Orientation	Riser	
			Type	Ridge
1031-X	CRM-A	"A"	Loop	Specify Degree of Angle or Pitch
	CRM-B	"B"		
1031-PX	CRM-AP	"A"	Pass-Thru	
1032-4X	CRM-4	N/A	<input type="checkbox"/> 4-Way	

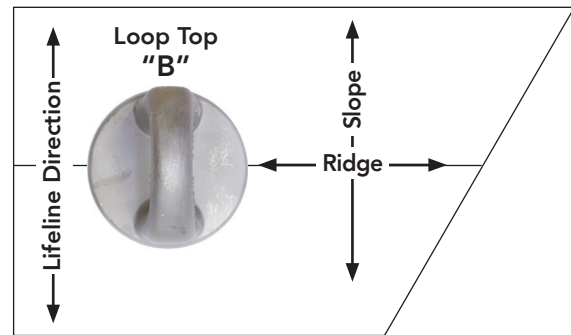
Order 4-Way top separately.
 Note 1: CRM-BP not specified for ridge installation.
 Note 2: Field weld ridge mounted by project specific only.



Top Fixture Orientation for HLL




Loop Top Orientation Single Person Anchor

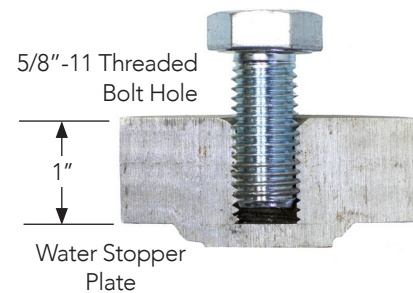


Threaded Top Anchors

Part No.	Part Name	Top Fixture	Riser Slope
1480-X	CRM-CTT	TRC-3.0	Specify Degree of Angle or Pitch
	CTT-SL		



Threaded Top TRC-3.0



Threaded Top Field Weld Riser

Part No.	Part Name	Top Fixture	Riser Slope
1450-X	RTT-SL	TRC-3.0	Specify Degree of Angle or Pitch

