


Anchors • ARS Series Truss Plant

ARS Type-2™ Anchor Kit

Super Anchor Safety worked with a major truss hardware manufacturer to design an anchor that could be installed during the truss fabrication. The ARS Type-2 was developed to easily install with a cordless drill and single attachment bolt. Anchors are plotted on the builders plans and then installed to the corresponding truss. This provides an easy solution for fall protection. Type-2 may also be used in post truss manufacturing at the job site. Anchors sold as a kit include the flashing kit and attachment bolt.

Anchor legs flex open to allow attachment to the top chord and blocking with the factory welded nut on the underside.



2x4 Top Chord

2x4x18" Blocking

Specification of Use:

Fall Arrest 1 person max. wt. 340lb

Compliance:

OSHA 1926.502, 1910.66

ANSI Z359.1-07, A10.32-2012

Type-2 Anchor only with Bolt

No. 1068

- Type-2 anchor 14 gauge 430 stainless steel with grade 8 bolt attachment
- Flashing and stem cover sold separately
- English/Spanish label and manual



Pkg, Wt. 2lb

Type-2 Anchor Kit - Bulk Pack


No. 1068-B

- Type-2 anchor 14 gauge 430 stainless steel with grade 8 attachment bolt
- PVC Flashing base with black stem cover and tether
- English/Spanish labels and manuals
- Minimum order quantity of 50

Pkg. wt. 2.5lb



Attachment bolt nut is factory welded to the anchor leg



Attachment bolt is installed from the top side w/5/16" nut driver