

Inspection: Inspect prior to each use and annually by a competent person*.

- ☒ **Remove From Service.** Replace/Repair. ☒
- Top chord WS screw blow outs. ☒
- D-ring/shackle deformed/cracked ☒
- PID labels missing. Replace. ☒
- Loose attachment bolts. Tighten. ☒
- Extreme red rust. ☒

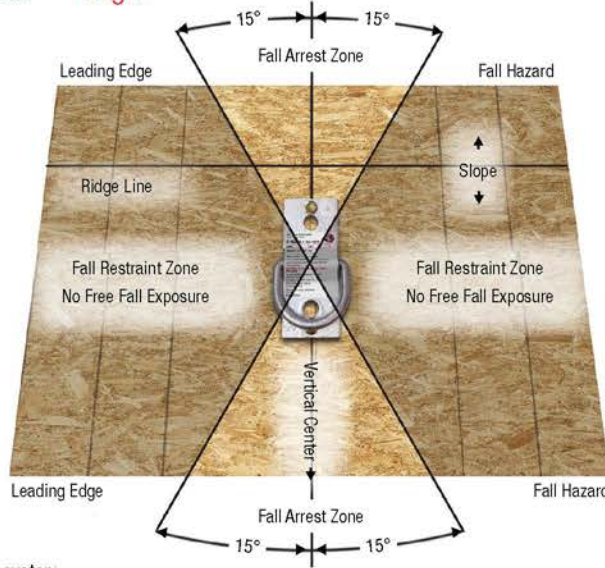
Horizontal Lifeline Systems

- Install under the supervision of a competent or qualified person*.
- Bolt attached or field welded.
- Use only No.1335 30° HLL cables w/max.20ft between anchors.
- Use intermediate anchors for multiple leg systems.
- Personal energy absorber, SLR class 1 or SRL-LE class 2 required.
- Optional No.1325 HLL rope system.

Wood Top Chord Fall Arrest/Fall Restraint

- Single person anchor temporary installation only.
 - Fall arrest service zones max. 15° off vertical center.
 - Max. free fall 2ft.
- Warning!** WS screws not rated for HLL system.

Fig.7



Permanent/Temporary Installation Bolt Attached to Structural Steel

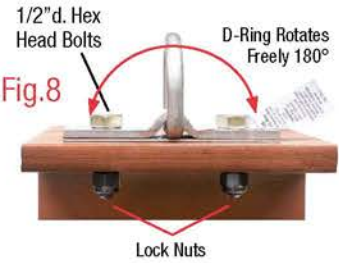


Fig.8

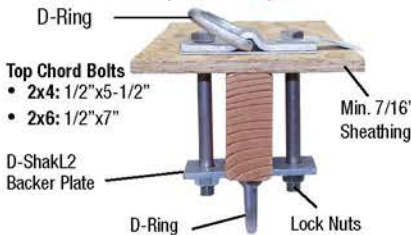
Permanent Installation Field Welded to Structural Steel



WARNING! Do Not Weld D-Ring
Must rotate freely after welding.
Orient D-Ring in direction of service load.

Fig.10

Wood Top Chord Bolt attached single leg HLL system w/backer plate. See Fig.12.



- 2x4: 1/2"x5-1/2"
- 2x6: 1/2"x7"

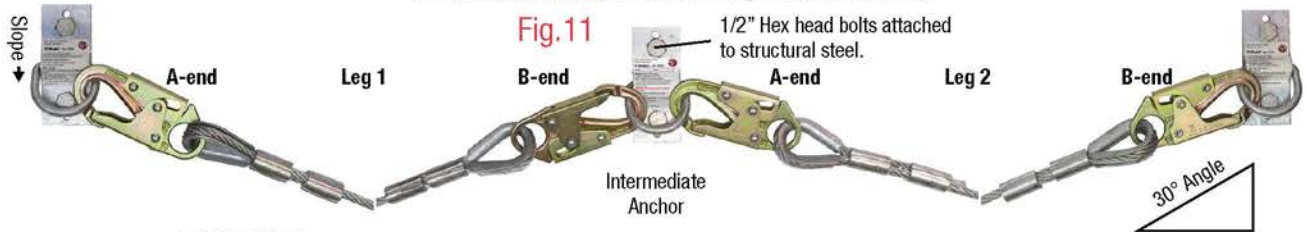
Table 2. Bolt/Field Weld or Top Chord

Service Load	No. Persons per/Leg
Fall Arrest	1
Fall Restraint	2

HLL Bolt Attached/Field Welded Anchors

Multiple leg HLL systems can be rigged using A-end, B-end and intermediate anchors. The anchor base plate must align parallel with vertical center in order to allow 2 snaphooks to be attached.

Fig.11



PID Label Pack
Permanently installed anchors require to use No.1029 PID label pack. See Figs.8,9.

Primary Labels

Fastener

Fastener Options
Consult D-ShakL2 Bolt and WS wood screw specification.

Sujetadores Opcionales
Consultar la notificación adicional para anillos D-ShakL2, acerca del empleo de pernos de cabeza hexagonal para madera y los tornillos de madera WS.

Inspection

Remove from service if subjected to a fall or evidence of damage or extreme corrosion.
Retirar del servicio si es sometido a una caída, si muestra señales de daños o si presenta alta corrosión.

Inspection	
Year	Year

Fig.12

