



SUPER ANCHOR SAFETY®

1-855-301-4575

Custom Design No.6001 Worksheet

Customer Information:		
Sold to:		
Street Address:		
City:	State:	Zip:
Phone:	Cell:	
Ship to Name:		
Street Address:		
City:	State:	Zip:


Purchasers Contact Information:	
Name:	
Send quote by e-mail:	
Purchase Order No.	Date:
Quote Provided by:	
Date:	Ph:
E-mail:	

Specify Standard Size

Sm ☐ Med ☐ Lrg ☐ X-Lrg ☐ 2X-Lrg ☐

Table 1 Webbing Color Options

Webbing Color	Frame	Chest Strap	△ Leg Straps
High-Viz™			
Ultra-Viz™			
Black			
Silver			
Red			
Blue-Green			
Green			
Olive			
Tan			



Ordering Instructions:

Mark your choices with an "X" in the space provided.

- 1) Mark harness size, webbing color for frame, chest and leg straps and enter in Table 1. Specify number of harnesses in yellow box
- 2) Complete Customer Information, Shipping Information and send form to SAS sales person by e-mail for a quote
- 3) Upon receiving your quote, sign the "Authorized By" and enter date. Mark Payment Method section and return to SAS sales person with a purchase order.

Purchaser to Specify Shipping

Free UPS ground in the continental US.

☐ Will Call Monroe WA. ☐ UPS Ground

Shipping Options


☐ Next Day ☐ 2nd Day ☐ 3rd Day

Ship to:

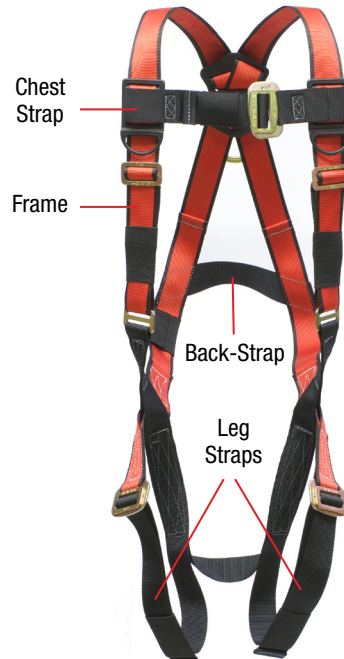
☐ HI ☐ AK ☐ Canada

No.6001 Connectors

Zinc Coated Pass-Thru Buckles



Zinc Coated Slotted D-ring



Custom orders may not be returned and require 100% pre-payment and written PO.

Number of Units	
Custom Fee △ 20.00 Per Unit	
Harness Cost	
Subtotal	
Sales Tax	
Shipping charges	
Total amount	

△ No fee 10 units or more

Return Completed Form by e-mail to:
todd@superanchor.com jay@superanchor.com
cassie@superanchor.com

Customer: Sign and return to SAS after confirming unit price.

Authorized By: _____ Date: _____